



















### Regional Level 4 Final Individual Scores

Gymnast			Scores									
No	Name	Team					APP			PPP	TOTAL	Pos
413	Euan Cox	South East	9.000	8.700	8.400	9.250	8.400	9.500	9.050	9.400	<b>71.700</b>	1
404	Adam Tobin	South West	8.600	8.500	7.800	9.425	6.500	9.550	8.450	9.400	<b>68.225</b>	2
411	Douglas Turnbull	East	9.400	6.050	7.100	9.100	7.400	9.200	9.050	9.700	<b>67.000</b>	3
416	Hamzah Baig	West Midlands	8.000	9.400	8.000	9.050	6.400	8.950	9.100	7.800	<b>66.700</b>	4
400	Kristian Aldrin Salvilla-Tagayuna	North West	8.250	8.500	6.600	9.400	6.500	8.900	8.900	9.100	<b>66.150</b>	5
412	Matthew McClymont	South East	8.150	5.650	8.300	9.000	9.200	8.200	7.800	7.100	<b>63.400</b>	6
402	Calum Walklett	South West	6.950	7.850	6.700	9.175	8.800	8.600	8.400	6.900	<b>63.375</b>	7
408	Tyla-Jae Curtis	East Midlands	8.400	8.850	6.500	8.800	6.000	7.000	8.350	9.200	<b>63.100</b>	8
410	Jake Jarman	East	7.150	5.250	6.700	9.050	6.900	8.900	8.700	9.700	<b>62.350</b>	9
401	Levi Gifford	North West	7.900	6.550	6.600	9.450	8.100	7.200	7.450	8.200	<b>61.450</b>	10
405	Louis Sidebottom	Yorkshire	6.900	4.600	6.600	9.050	7.700	8.950	9.000	8.100	<b>60.900</b>	11
403	Cameron Wheat	South West	8.300	3.250	6.800	9.100	8.800	8.600	7.700	7.800	<b>60.350</b>	12
409	Owen Harrison	East	7.350	7.500	5.800	9.150	7.200	6.850	7.700	8.200	<b>59.750</b>	13
406	Matthew Boardman	East Midlands	8.850	5.350	5.500	8.900	7.500	6.900	8.700	7.800	<b>59.500</b>	14
407	Sam Plant	East Midlands	8.300	4.000	6.200	8.375	6.200	7.500	7.700	8.500	<b>56.775</b>	15
415	Lucas Thomson	Scotland	8.400	1.500	7.400	4.450	9.100	6.900	9.100	7.900	54.750	16







### Regional Level 5 Final Individual Scores

Gymnast			Scores									
No	Name	Team					APP			PPP	TOTAL	Pos
511	Jamie Lewis	South East	9.300	8.900	9.300	9.250	9.600	8.800	8.950	9.800	<b>73.900</b>	1
509	Donell Osbourne	West Midlands	7.650	8.600	8.500	8.800	8.400	9.750	8.950	8.500	<b>69.150</b>	2
510	Mohamed Serry	South East	8.700	7.600	8.300	8.600	9.200	8.500	8.650	9.500	<b>69.050</b>	3
508	Jake Watson	West Midlands	8.200	8.100	8.100	9.150	8.300	8.400	9.100	8.500	<b>67.850</b>	4
500	Jack Chamberlain	North West	8.800	7.900	7.300	7.800	7.500	8.800	8.400	9.200	<b>65.700</b>	5
506	Hayden Skinner	East	8.300	8.850	7.300	8.950	6.700	8.400	8.700	7.300	<b>64.500</b>	6
502	Bradley Nuttall	North West	7.750	8.650	6.700	7.600	7.100	7.700	7.900	8.900	<b>62.300</b>	7
505	Patrick Murphy	East	9.500	7.850	7.300	7.800	7.100	5.800	6.950	8.800	<b>61.100</b>	8
501	Joshua Lincoln	North West	7.200	6.150	6.600	8.100	7.700	7.100	7.750	8.800	<b>59.400</b>	9
507	Josh Cook	Wales	7.500	3.550	6.400	8.250	7.300	6.550	7.650	8.600	55.800	10
504	Dean Collins	East	8.050	6.550	6.500	7.700	7.000	6.300	4.900	6.700	53.700	11
503	Alex Lomax	North West	8.400	6.850	6.100	7.550	7.500	3.200	4.150	7.100	50.850	12

### Level 4: Final Team Scores

POS	Team					APP			PPP	TOTAL
1	South West	23.850	19.600	21.300	27.700	24.100	26.750	24.550	24.100	191.950
2	East	23.900	18.800	19.600	27.300	21.500	24.950	25.450	27.600	189.100
3	East Midlands	25.550	18.200	18.200	26.075	19.700	21.400	24.750	25.500	179.375

### Level 5: Final Team Scores

POS	Team					APP			PPP	TOTAL
1	South East	18.000	16.500	17.600	17.850	18.800	17.300	17.600	19.300	142.950
2	West Midlands	15.850	16.700	16.600	17.950	16.700	18.150	18.050	17.000	137.000
3	North West	16.550	16.550	14.000	15.900	15.200	16.500	16.300	18.100	129.100
4	East	17.800	16.700	14.600	16.750	14.100	14.700	15.650	16.100	126.400